

Marginalized and untold: Violence and SRH risks among mobile female sex workers (FSWs) in India

**Suvakanta N.
Swain, PhD
FHI360
India**

Rationale of the study

- Female sex workers- one of the most critical group layers of marginalization- global evidence
- Several targeted intervention on FSWs- lacks a comprehensive approach that reflects violence prevention
- Limited evidence in India displaying association between violence and SRH risks among such marginalized population

What the study answers ?

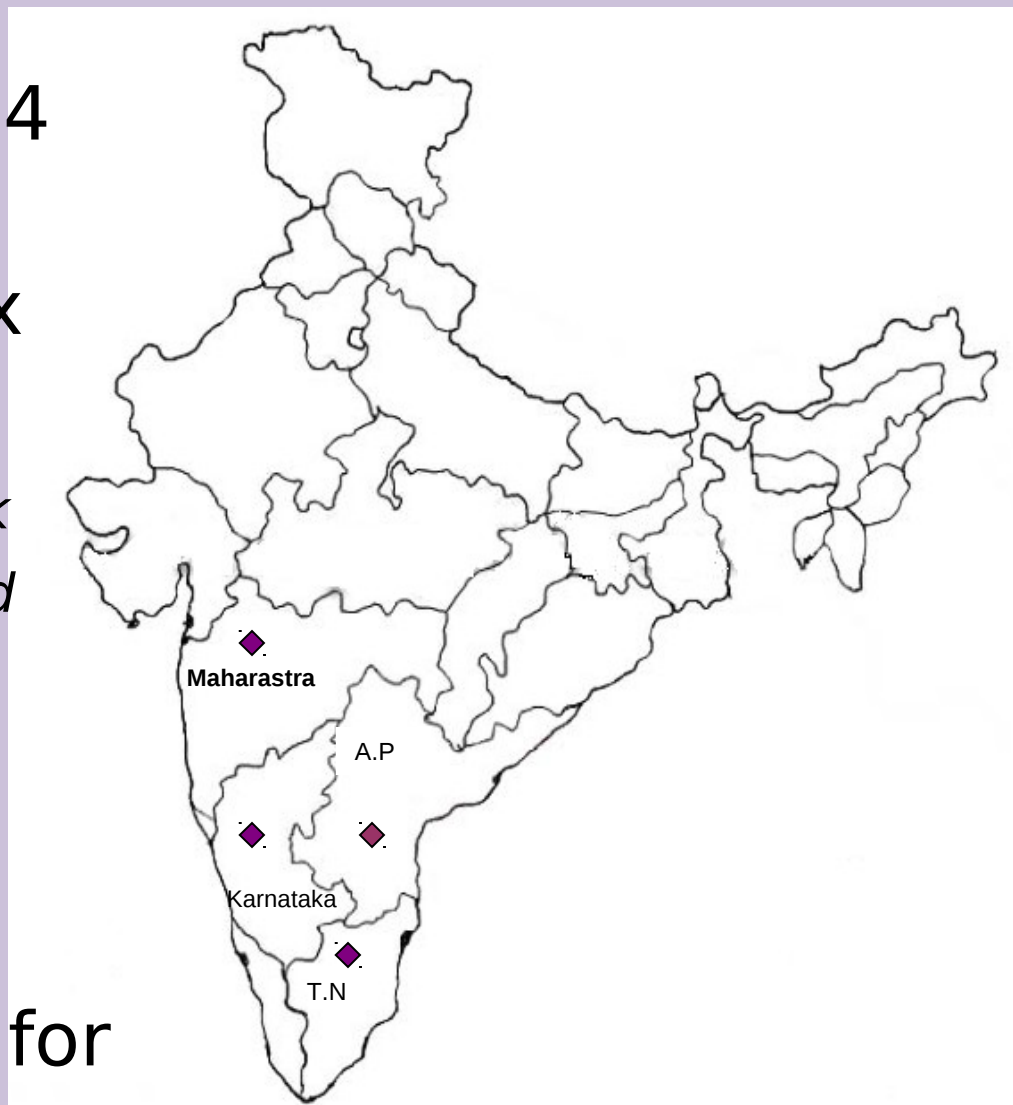
- What is the magnitude of violence among female sex workers in India and how many of them face sexual violence ?
- What is the linkage between violence and SRH (reproductive and sexual health) risks among the female sex workers in India?
- Who are the perpetrator ? What are the possible predictors of violence among female sex workers?

Design and Method

- Multi-state study (4 states)
- Mobile female sex workers

(those who are into sex work for more than a year; moved at least two places in the past two years, one of which is to outside the district)

- 9475 female sex workers screened for eligibility
- Survey data of 5498



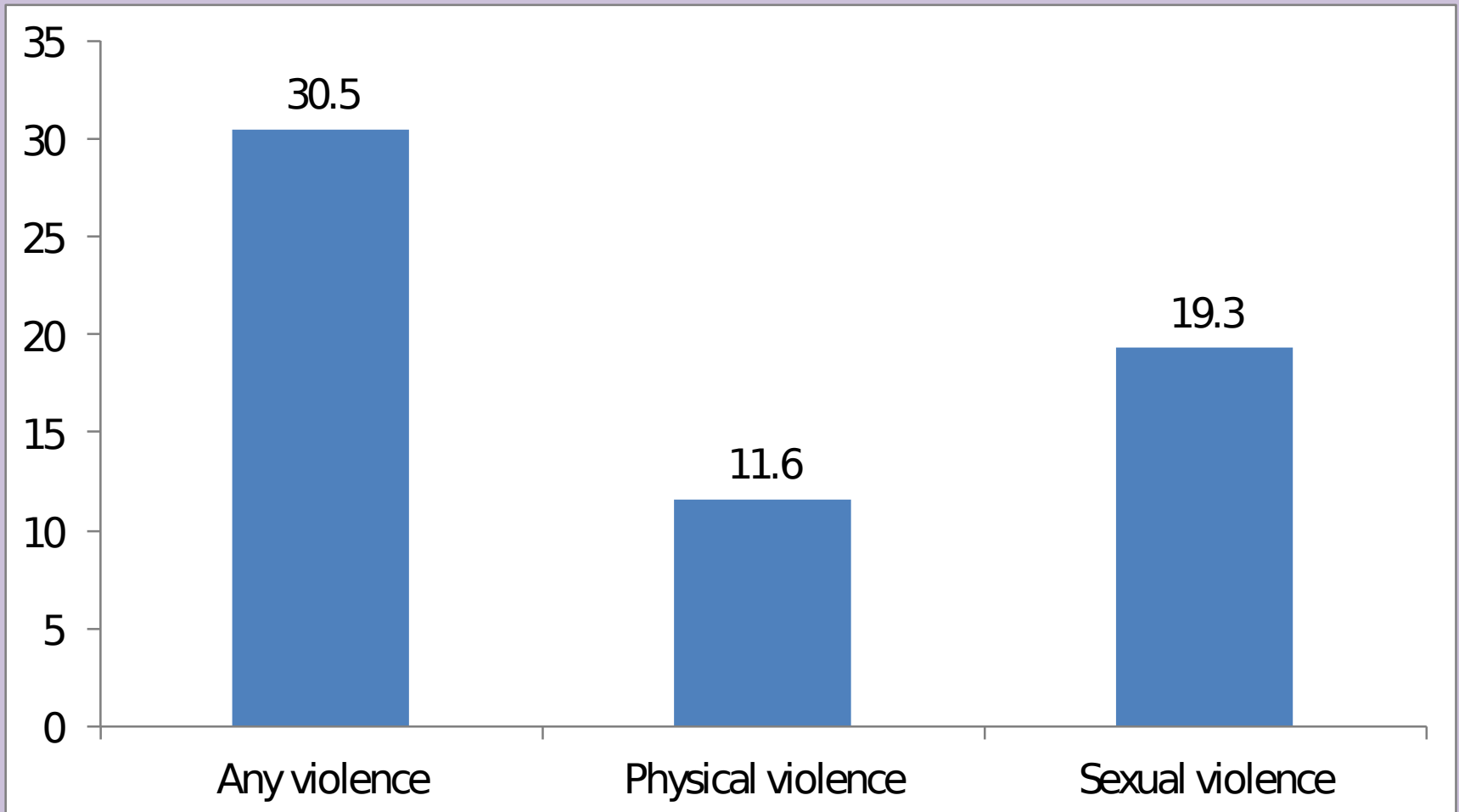
Continued...

- Bi-variate analysis to examine 1) the extent of violence and magnitude of SRH risks ; 2) examine the association between two and 3) who are the perpetrator
- Regression models to predict the violence correlates within the sex worker setup

The profile of marginalization (N=5498)

- More than **one third** are illiterate
- Half of the total FSWs are socially destitute (either divorced/widowed/separated): **51.6%**.
- **Two fifths** are financially indebted.
- 43.6 % are engaged into other works along with active sex work (sex worker is a part time profession)
- **14%** have entered into sex work under

Pervasiveness of violence (N=5498)



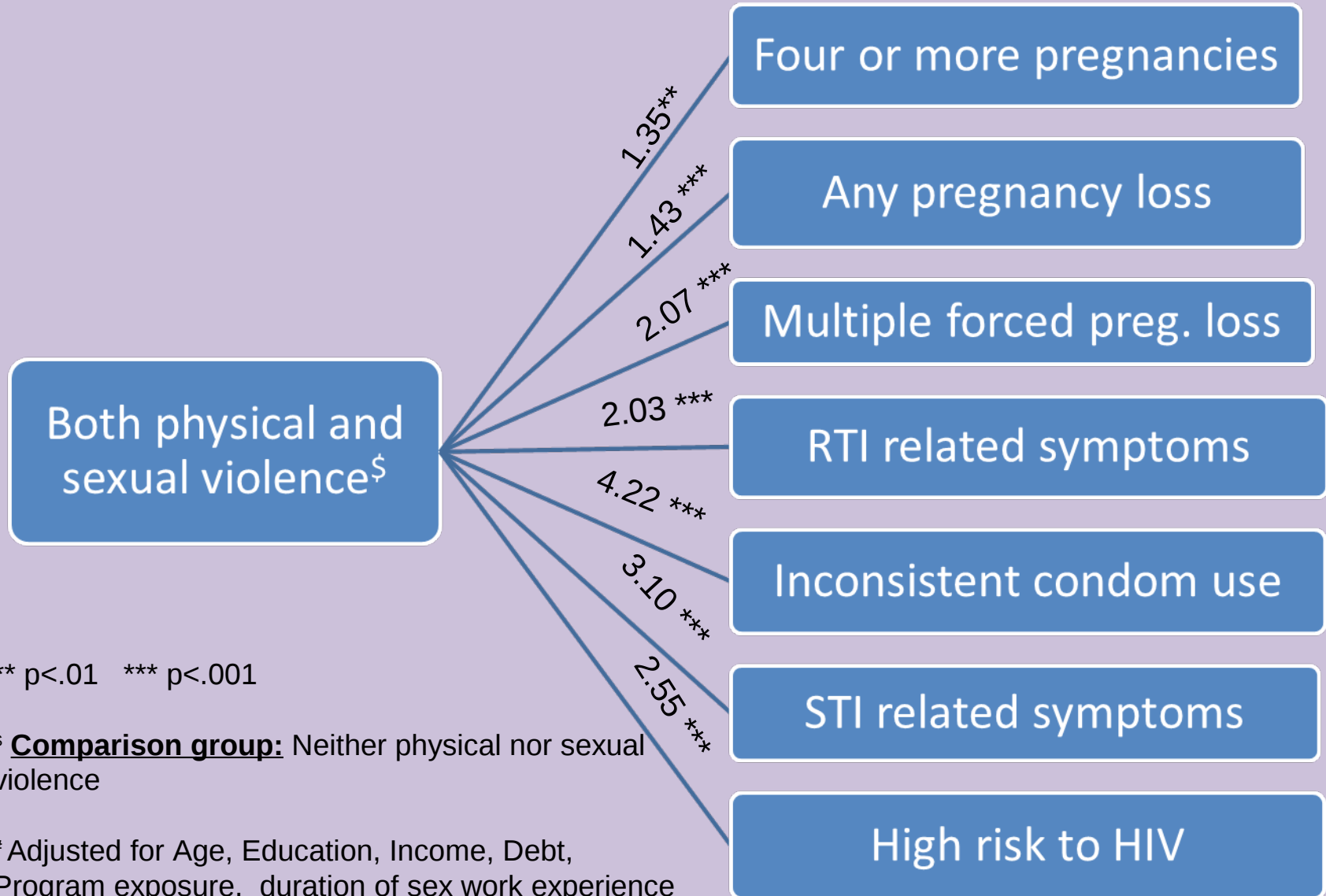
Violence and SRH risks

Type of violence	≥ 4 Preg.	Any Preg. Loss	Multi. Forced Preg. loss	RTI Symp.*	Incons. Condom With client	STI Symp. \$	Self Percv d. HIV Risk
No violence (3822)	13.5	24.5	4.0	55.0	48.0	51.0	35.0
Either sexual or Physical Violence (1676)	16.5	31.3	7.9	66.0	63.0	68.0	50.0

*Excessive vaginal discharge or chronic pain in lower abdomen in last six months is considered as RTI related symptoms

\$Ulcers/sores in genital area, swelling in genital area, pain during intercourse or frequent/sometimes painful urination in last six months s considered as STI symptoms

Violence and SRH risk :Measuring the strength (Adjusted Odds ratios#)

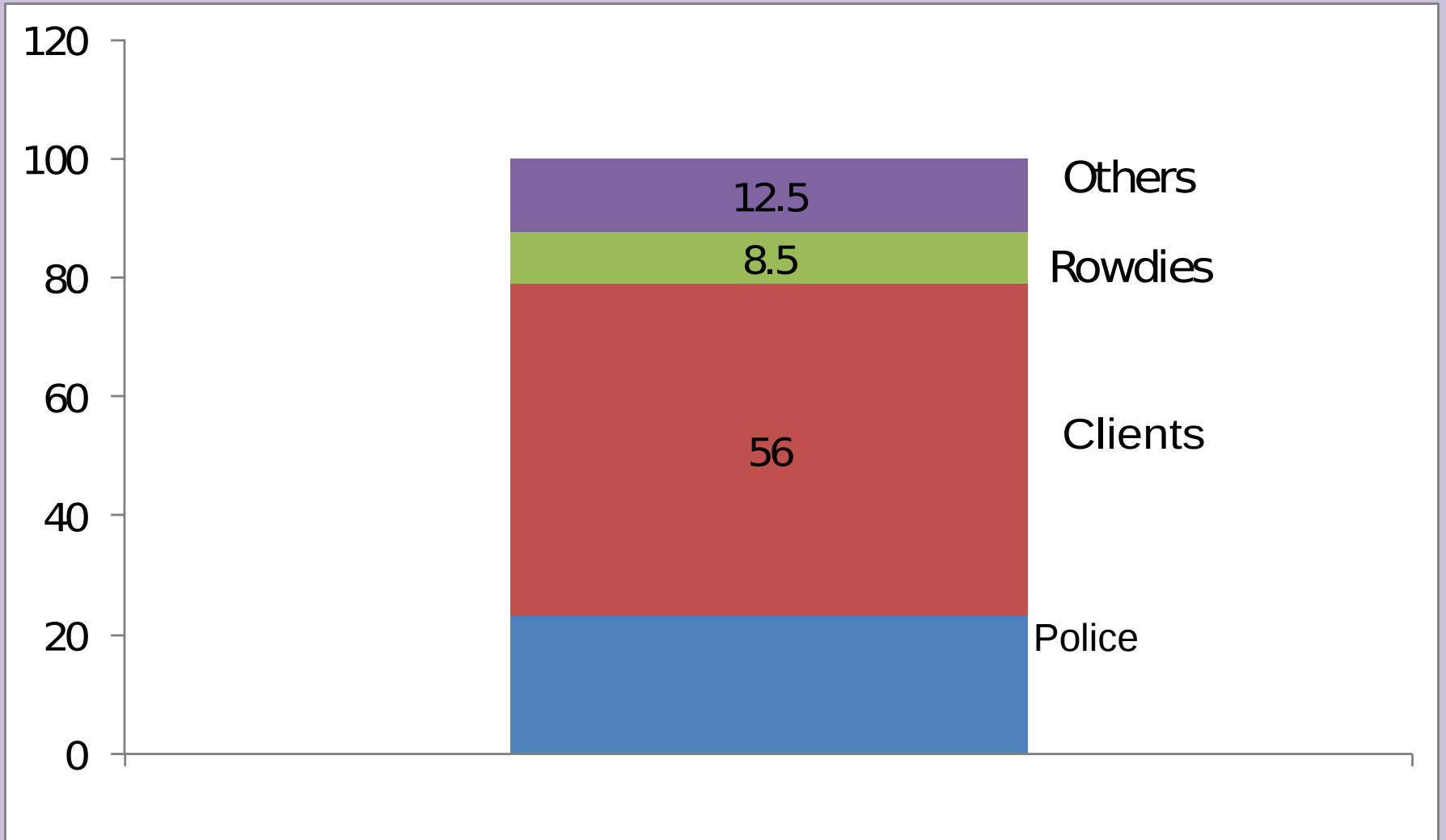


** p<.01 *** p<.001

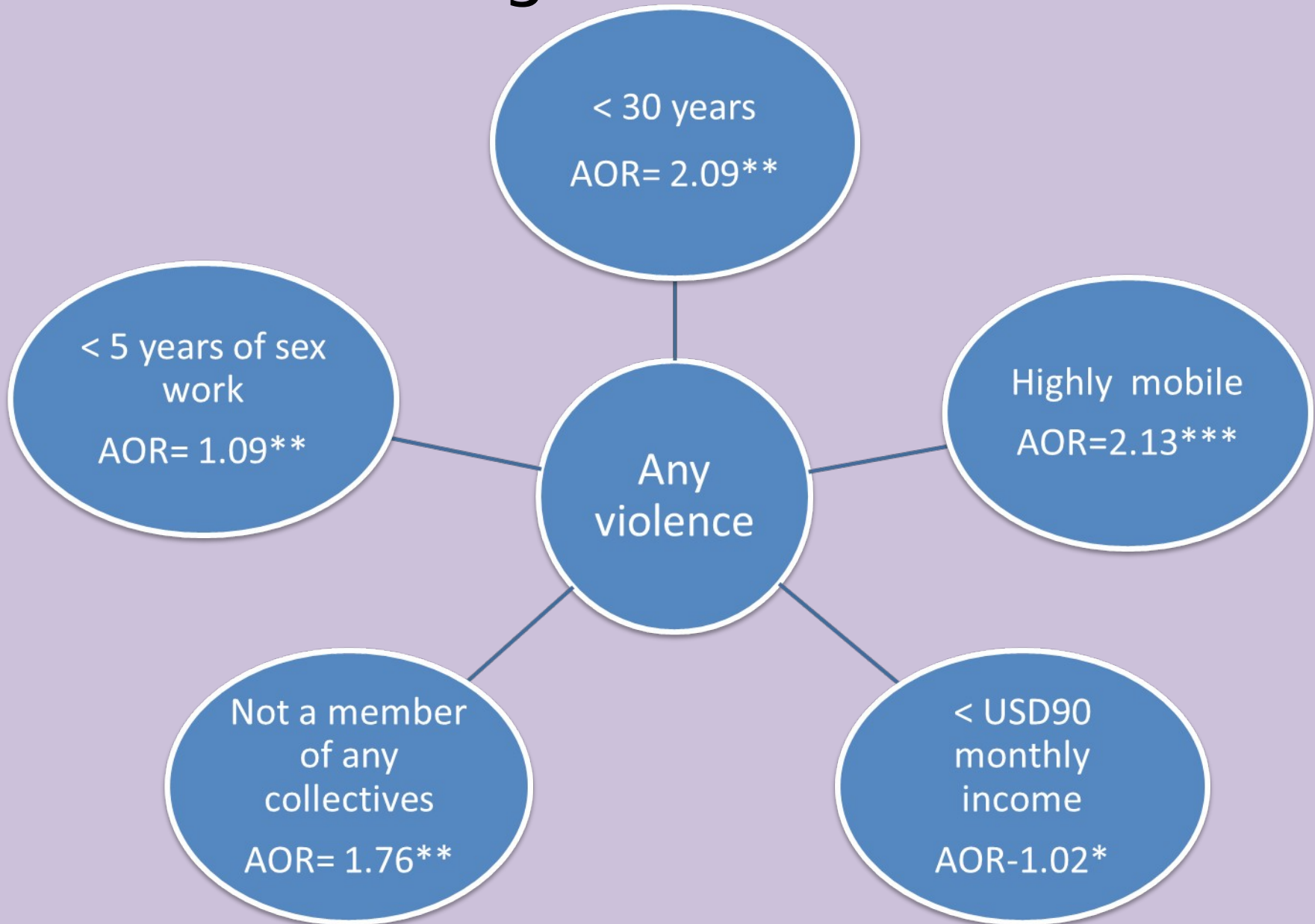
\$ **Comparison group:** Neither physical nor sexual violence

Adjusted for Age, Education, Income, Debt, Program exposure, duration of sex work experience

Perpetrator of violence in the last incident(in percent)



Predicting the violence



Discussion

- A great majority of female sex workers in India experienced violence (both physical as well as sexual)
- Reproductive and sexual health risks are high among mobile female sex workers by and large
- Reproductive and sexual health risks are significantly higher among those who experienced both physical and sexual violence
- Particular sub-groups of female sex workers are at increased risk for both physical and

Discussion

- Strengthening programmatic coverage for mobile FSWs
- Networking among community
- Special focus on young sex workers
- Strengthening support system- beyond condom promotion

Wishing an END